

**GITEX**  
GLOBAL

PRESENTING



GLOBAL  
**DEV  
SLAM**

NEW

GITEX  
IMPACT

NEW

future  
Urbanism  
SMART CITY SUMMIT & EXPO

16 - 20 OCTOBER

MONDAY - FRIDAY

DUBAI WORLD TRADE CENTRE

IN ASSOCIATION WITH

EXPAND  
NORTH  
STAR

Hosted by

غرفة دبي  
DUBAI CHAMBER  
DIGITAL الرقمية

FEATURING

FUTURE  
BLOCKCHAIN  
SUMMIT  
قمة مستقبل البلوك تشين

Fintech  
SURGE.  
فينتك سيرج

Marketing  
Mania

15 - 18 OCTOBER

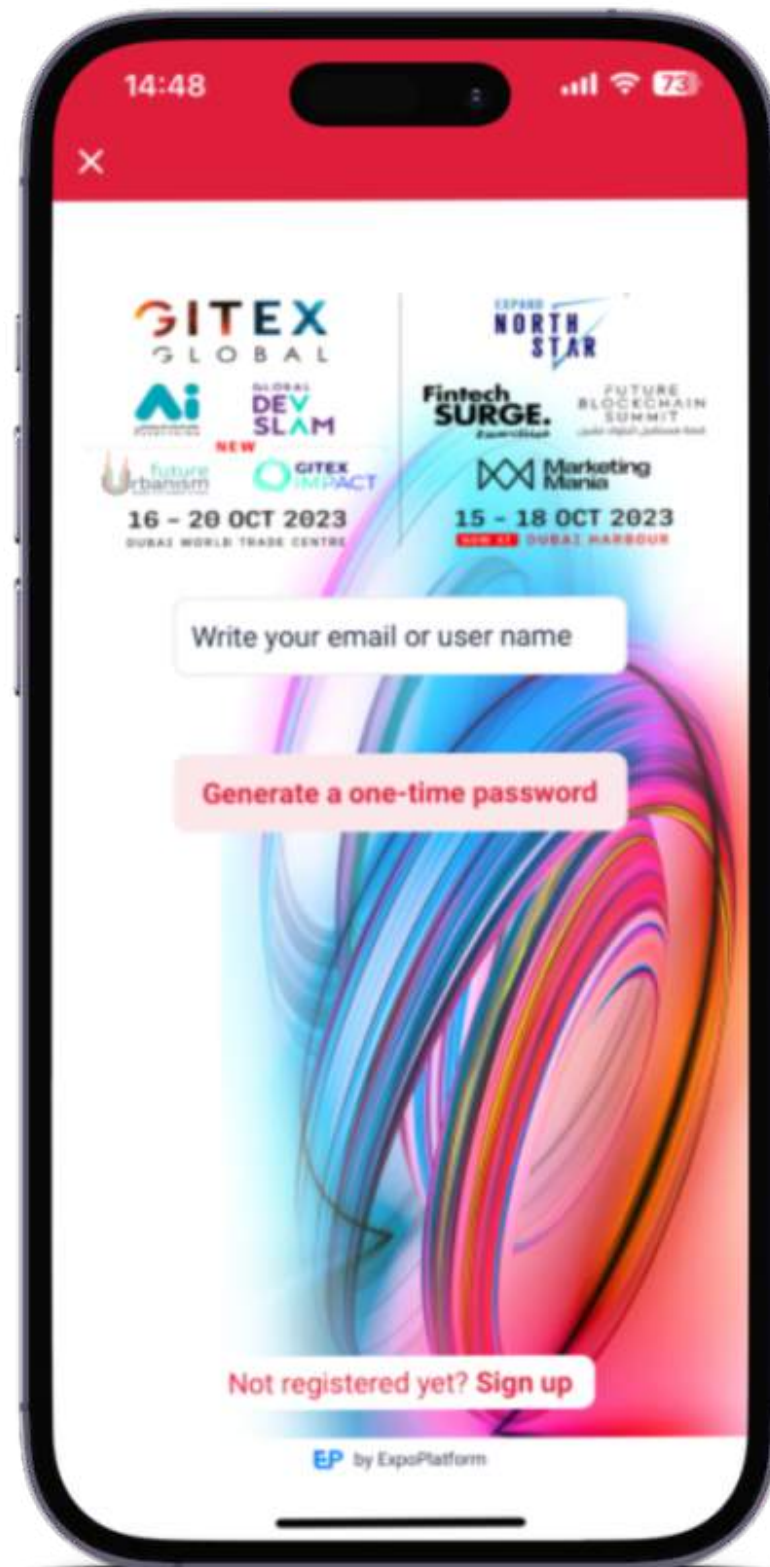
SUNDAY - WEDNESDAY

NOW AT

DUBAI HARBOUR

# GITEX PLUS MOBILE APP EXHIBITOR GUIDE

# GITEX PLUS APP FEATURES



## 1. CATALOGUES & LISTS

- Products and Exhibitor search
- Browse and favorite sessions, view speakers, and rate sessions you've attended


## 2. NETWORKING & SESSIONS

- Internal messaging
- Schedule (sessions and meetings)
- Capturing leads via lead scanner

## 3. ON-SITE

- QR code scanning of visitor badges, visitor ratings, export of scans
- Printed Badge: every visitor can have a printed badge, which can be used for lead retrieval, with a scannable QR code

# GETTING STARTED



# DOWNLOAD THE GITEX PLUS MOBILE APP

- Download GITEX Plus Mobile App from the App Store, Google Play Store or App Gallery
- Search GITEX Plus, and download the app on your device
- Or, Scan the QR code and download your GITEX Plus mobile app



# LOG-IN

## ONE-TIME PASSWORD LOGIN

Registered exhibitor team members (issued badges) & **participants can request a one-time password to their email address** which they used during registration, when they need to log in.

For Exhibitors the request should use the Username associated on the Exhibitor Portal

**Users are prohibited from logging in on multiple devices.**

In case you do not receive the OTP email, please check your SPAM/Junk folders.

In case of any issues please reach out to us on **[gitexhelp@expoplatform.com](mailto:gitexhelp@expoplatform.com)**



### Password Request

Hi Olena,

You recently requested your logins. Please use the credentials below to reset your password.

Login: testexpoplatform01@protonmail.com

OTP: 176166

If you didn't request your logins, kindly ignore this email or contact us at [gitexhelp@expoplatform.com](mailto:gitexhelp@expoplatform.com)

# LOG-IN

## SIGN IN PAGE

If you are a team member, enter your **registered email address** to receive an **OTP email**.

**If you are the company admin then enter your username that you used for exhibitor portal credentials.** You will receive an OTP email on your admin email address.



# NAVIGATION OF KEY FEATURES UNDER MENU ICON

## 1. EVENT INFO

**Exhibitors:** allows you to filter and sort by event and more

**Products:** allows you to filter and sort by product listing

**Conferences:** allows you to access the conference schedule

**Speakers:** allows you to filter by shows, badge types and more

**Floor Plan:** allows you to navigate through the event with an interactive floorplan


**Sponsors:** allows you to view the list of sponsors

## 2. MY ACCOUNT

**Networking :** allows you access your potential matches

**Scan badges:** allows you to capture leads – this will be your lead retrieval tool


**My Agenda:** allows you to save and track all your meetings and conference sessions



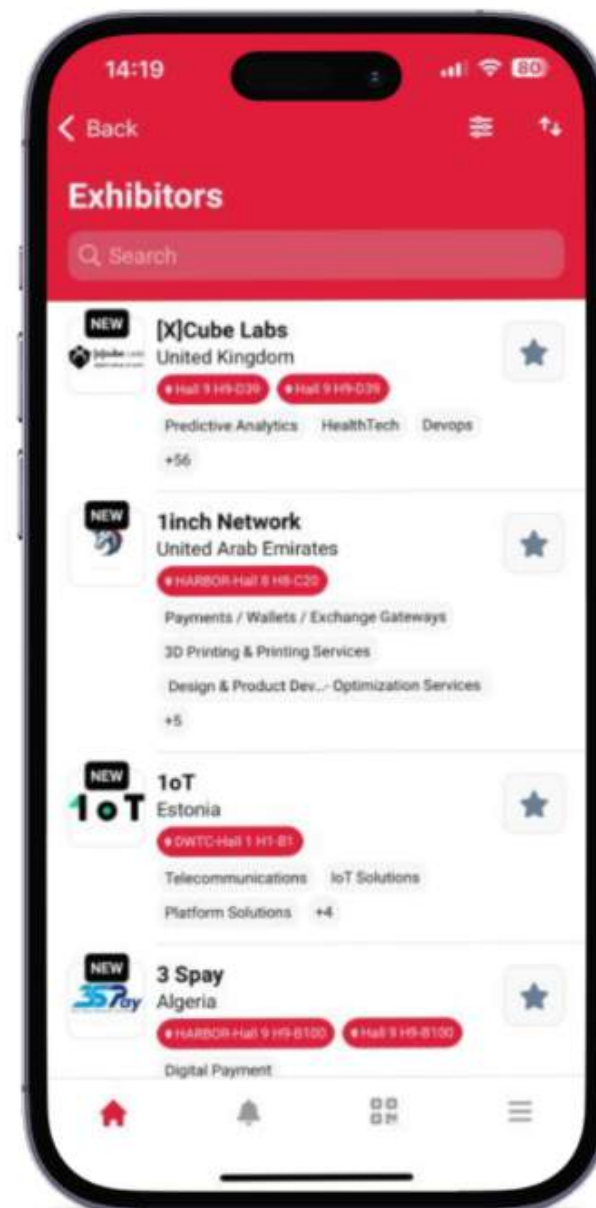
# HOW TO NAVIGATE YOUR EXHIBITOR LIST

EXHIBITOR LIST SECTION ON THE APP ALLOWS YOU TO FILTER BY AND ACCESS ALL EVENTS, PRODUCT CATEGORY, COUNTRY AND MORE

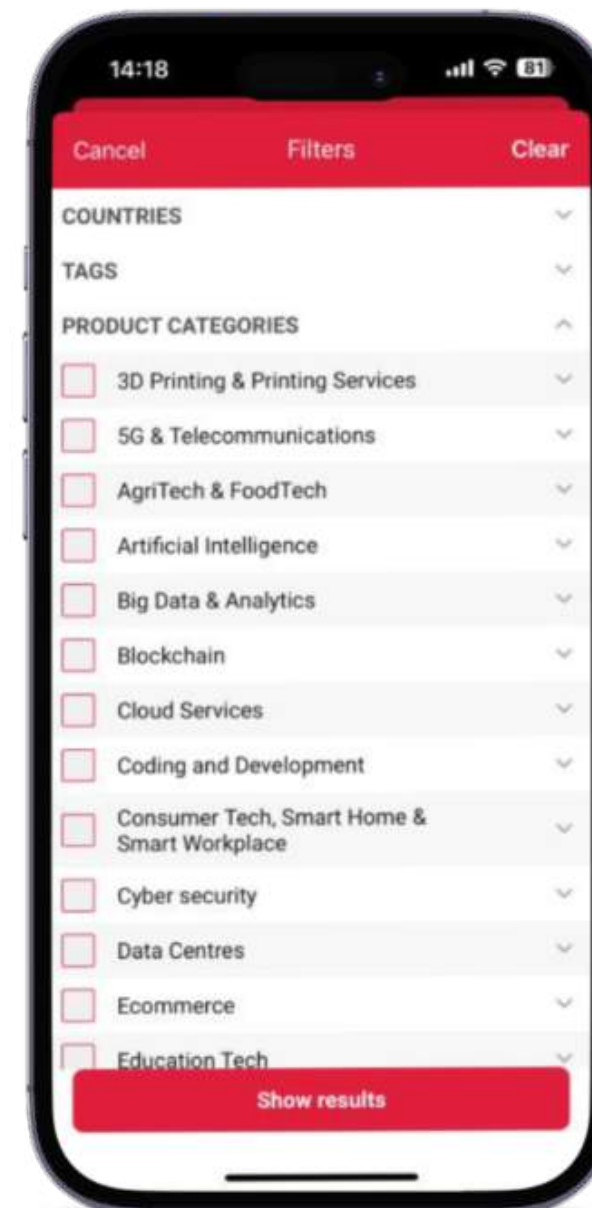
1. Menu Tab




2. Click on filter icon



3. Select Product Categories filter and click the product you are searching for



4. Access exhibitor list with corresponding filters






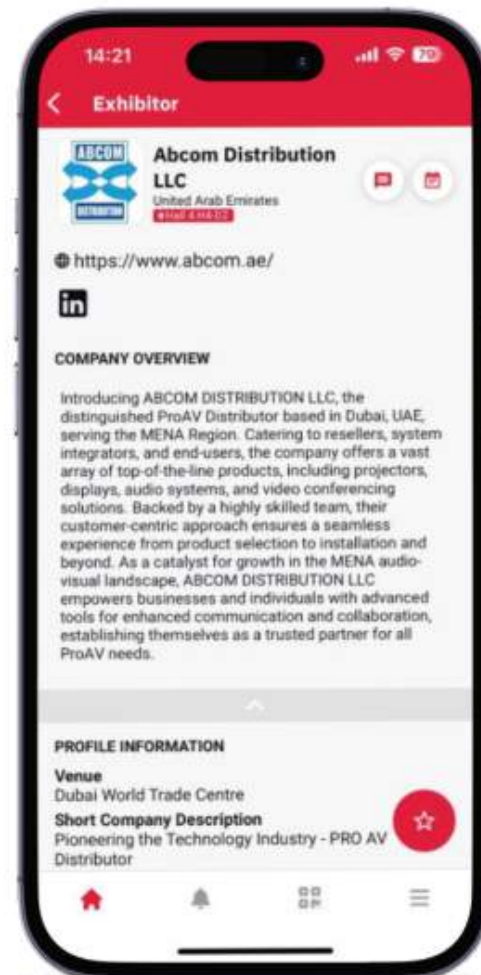

# EXHIBITOR AND PRODUCT LISTS

## EXHIBITORS SECTION ON THE APP MENU WILL REFLECT ALL COMPANY DETAILS AS FILLED OUT ON THE EXHIBITOR PORTAL


**Exhibitor List:** Allows attendees to filter all exhibitors by category, products, solutions and country

In this section you can select your favorites, send messages and set-up a meeting requests

**Product List:** Allows easy access to select and view all exhibitor product listings. In this section, attendees can sort products by category and country



# BADGE SCANNING LEAD CAPTURE TOOL



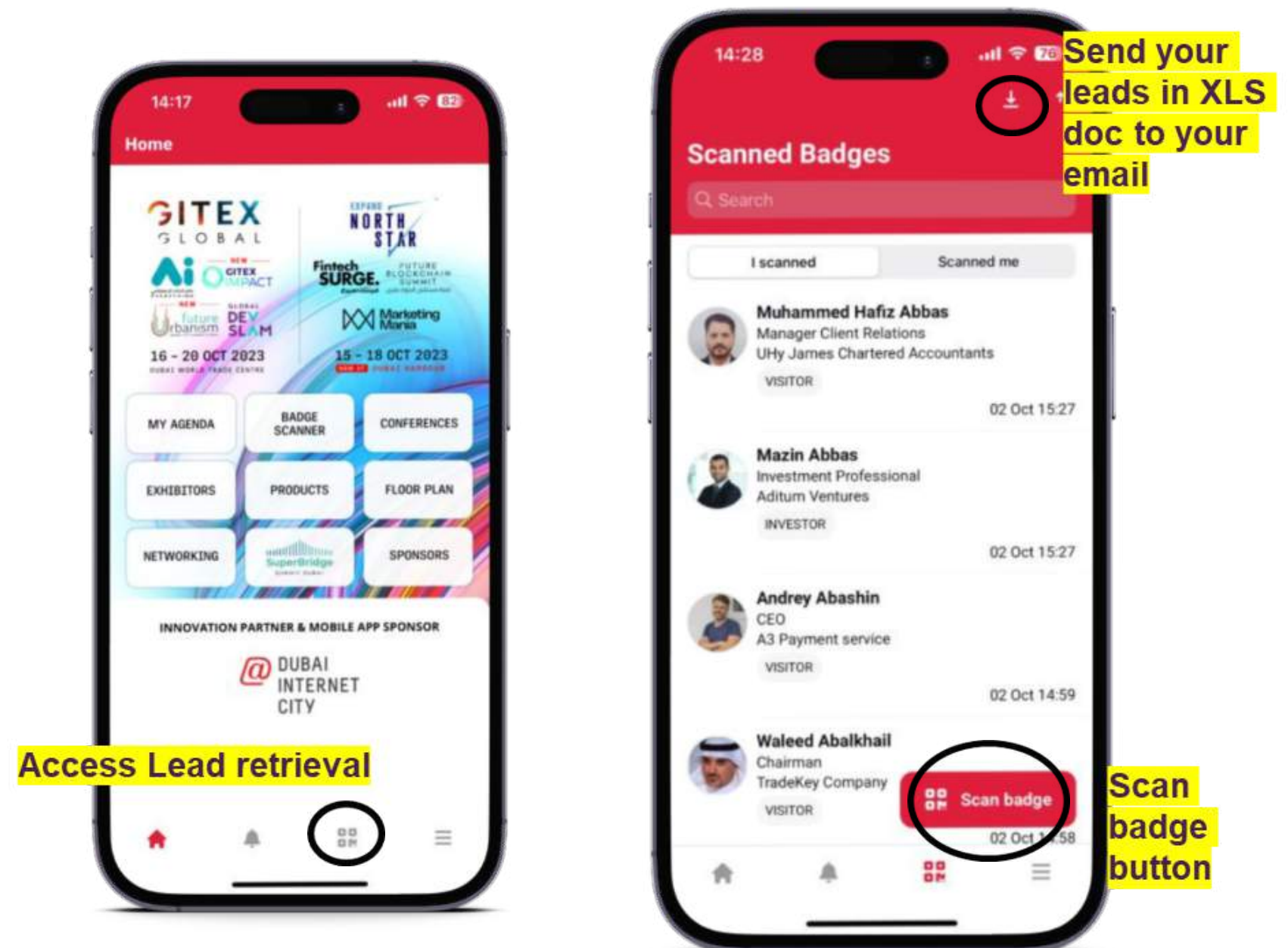
# LEAD CAPTURE: YOUR BADGE SCANNING TOOL (MOBILE)

**LEAD CAPTURE SCANNING OF BADGES IS AVAILABLE FOR EXHIBITORS AND EXHIBITOR TEAM MEMBERS**

## What can you do?

- Scan badges
- See the list of all badges you have scanned
- Capture leads of all visitors and exhibitors
- Rate and categorize leads
- Add notes as an exhibitor or exhibitor team member

**Export your leads from the mobile app by clicking the 'EXPORT' button on the top right. You will receive an email, containing a list of leads compiled in an excel file.**



# LEAD CAPTURE: DOWNLOADING YOUR LEADS (WEB)

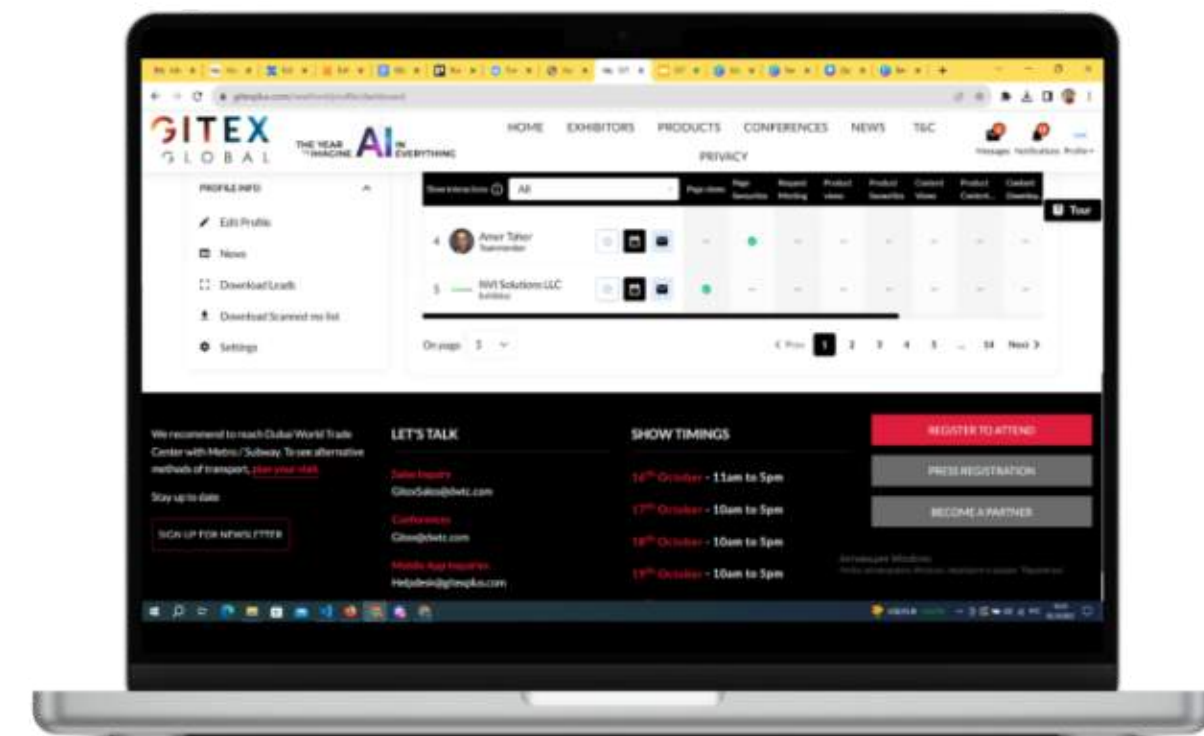
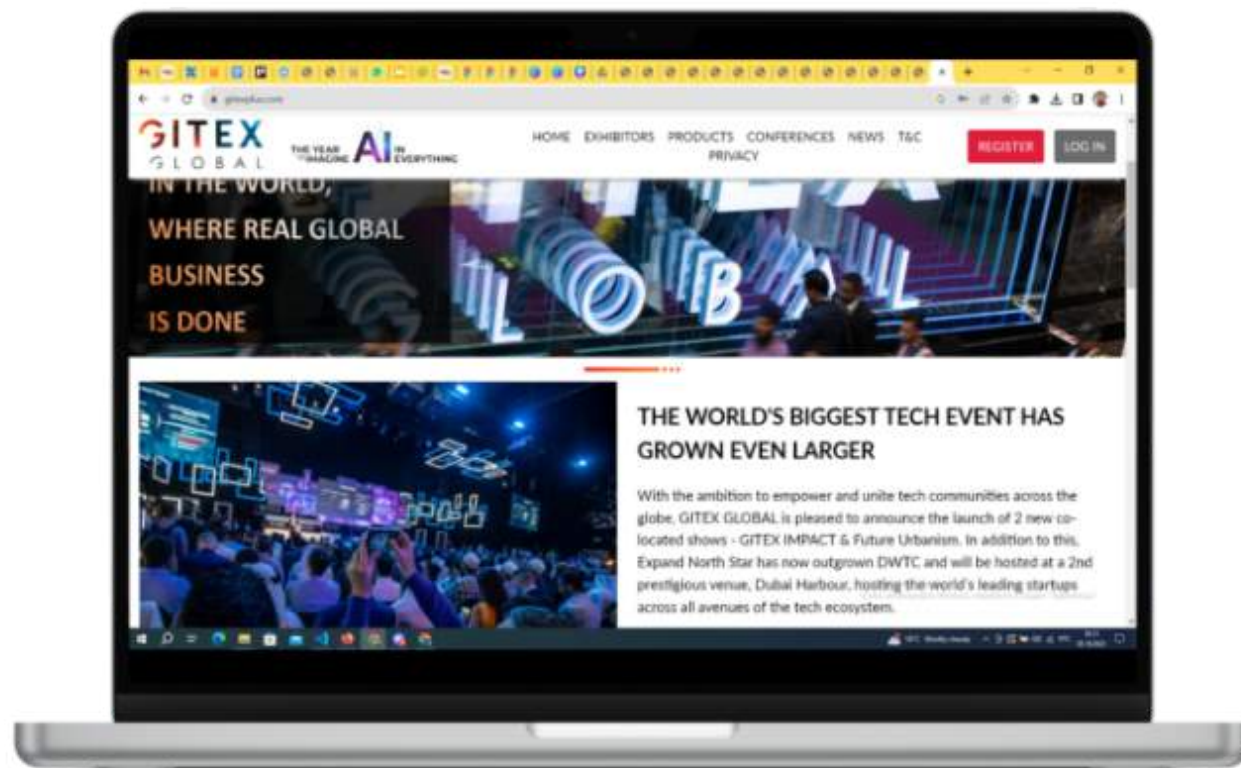
## LEAD CAPTURE SCANNING OF BADGES IS AVAILABLE FOR EXHIBITORS AND EXHIBITOR TEAM MEMBERS

Downloading leads is also available on the Web App: <https://gitexplus.com/>

- **Exhibitor Company:** can login using their username via OTP request
- **Team members/Visitors:** can login using their email which was used for registration via OTP request

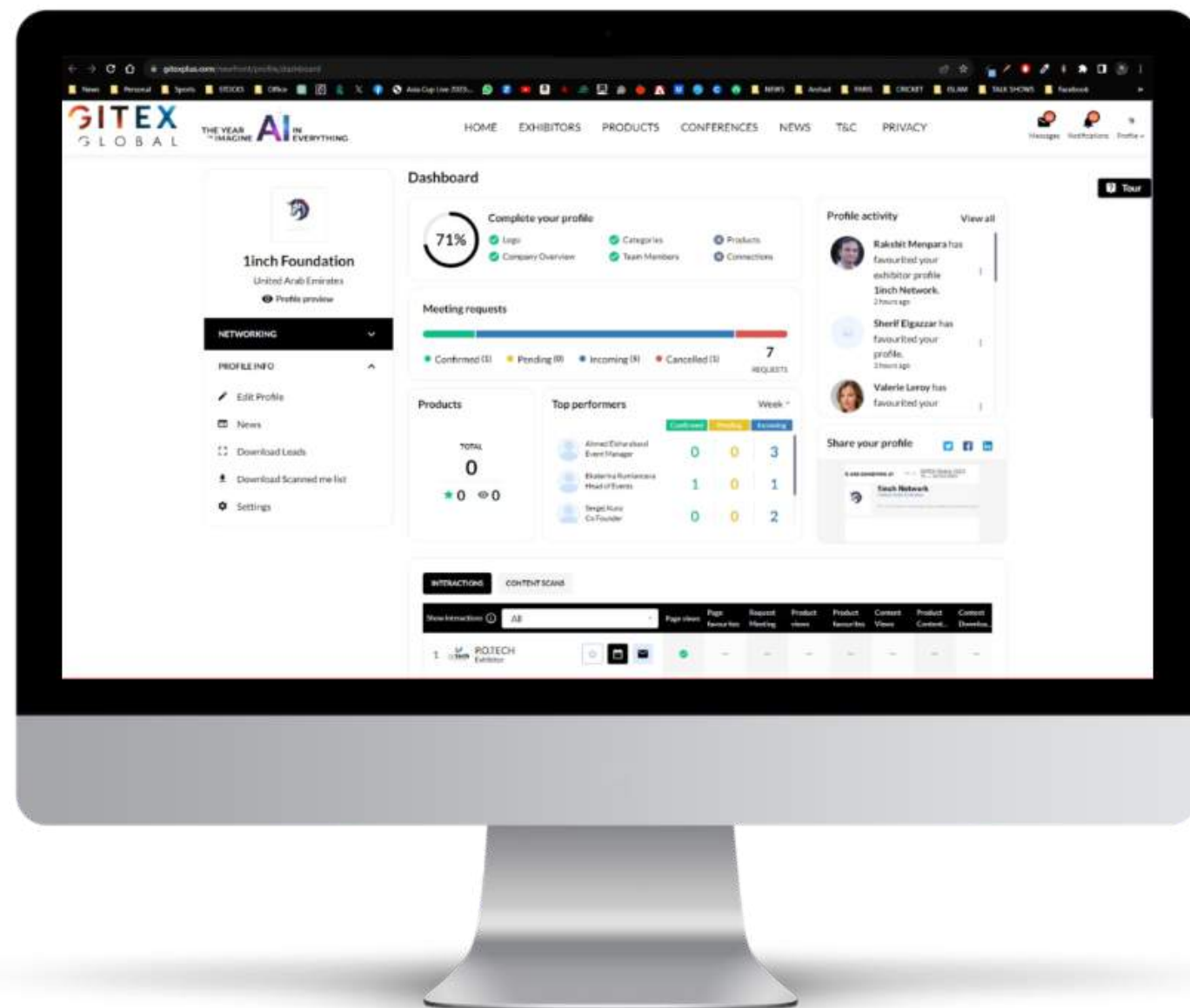
After signing in → users will land on their personal profiles

**Click Download leads** → the system will generate an excel file consisting of all the leads that were scanned during the show. The company admin will receive all leads scanned by all members



# GITEX PLUS WEB APPLICATION

Login to [www.gitexplus.com](http://www.gitexplus.com) to access the GITEX Plus web application and get key insights about your online exhibitor profile



- Get quick **insights on your meetings**
- Your **top performing team members**
- Your **online interactions** with others
- Your profile **activity**
- **Download leads** (badge scans and profile interactions)
- **Setup meeting** and messaging with your interactions through the web application directly

# “MY AGENDA” SECTION

**THE “MY AGENDA” SECTION WILL BE HOME TO ALL YOUR MEETINGS AND SAVED SESSIONS**

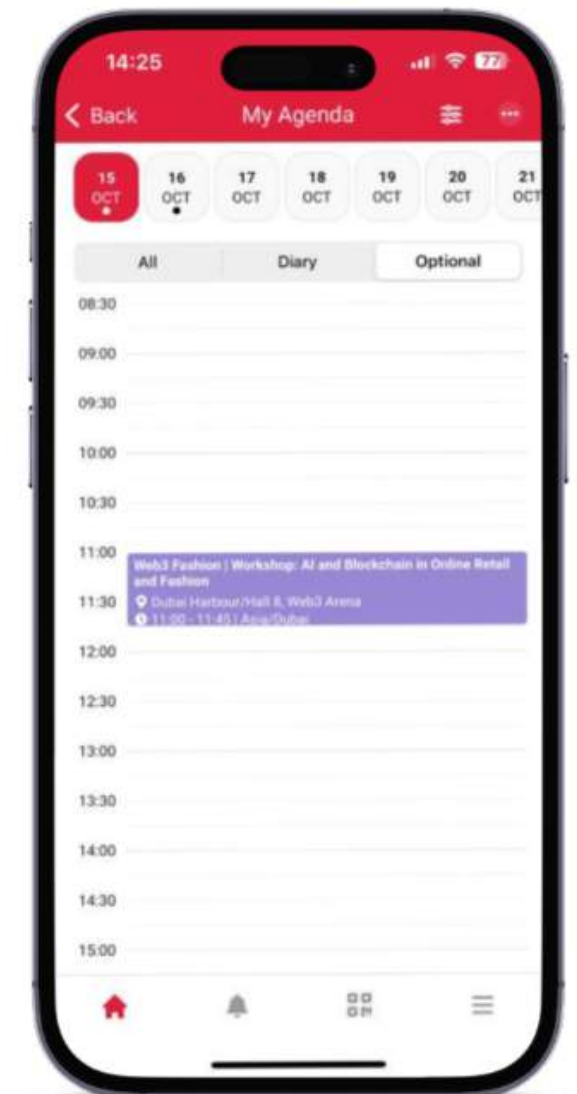
In the ‘All’ tab you will find full agendas with sessions and meetings



In the ‘Diary’ tab you will find a list of meetings only



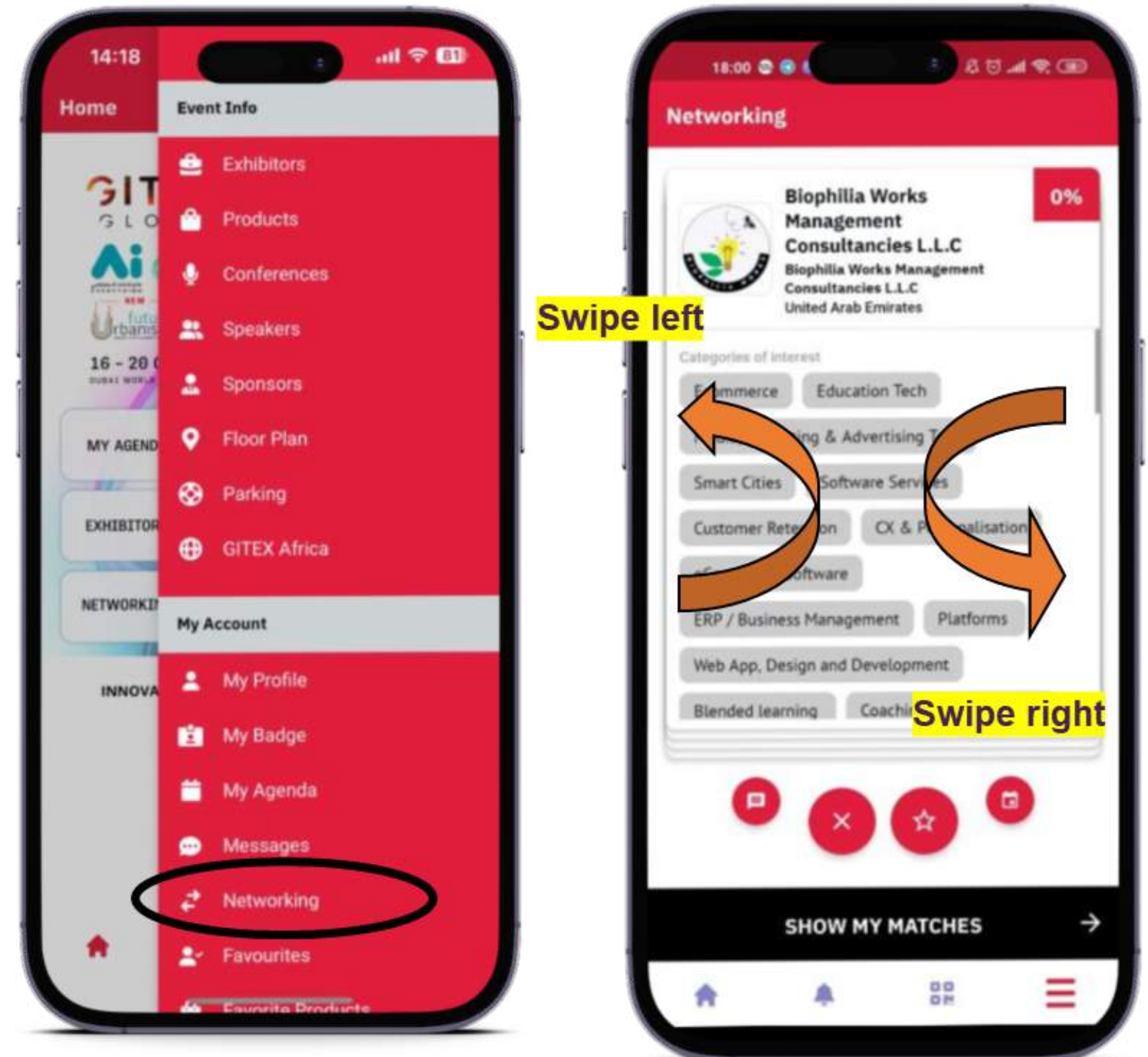
In the ‘Optional’ tab you will find favorited Conferences you added to your schedule.



# NETWORKING

## What can you do?

- See the profile of potential matches based on your interests
- By swiping right you are marking the profile as favorite and by swiping left you are marking that profile as not relevant
- You can perform different actions with these profiles like favorite, meet, message and not relevant - using the icons above 'Show my matches'
- With your individual log-ins you can network freely and set up meetings with potential matches



# Q&A

## SUPPORT AND INFORMATION



### EMAIL

Send us an email for app support  
[gitexhelp@expoplatform.com](mailto:gitexhelp@expoplatform.com)



### ONSITE SUPPORT

You can also find us during the event to  
help you set up and use the app.

For assistance, simply ask a member of the  
Expoplatform team



### DOWNLOAD

Download the GITEX Plus mobile app via  
app store & play store & app gallery  
View the web version  
<https://gitexplus.com/>